

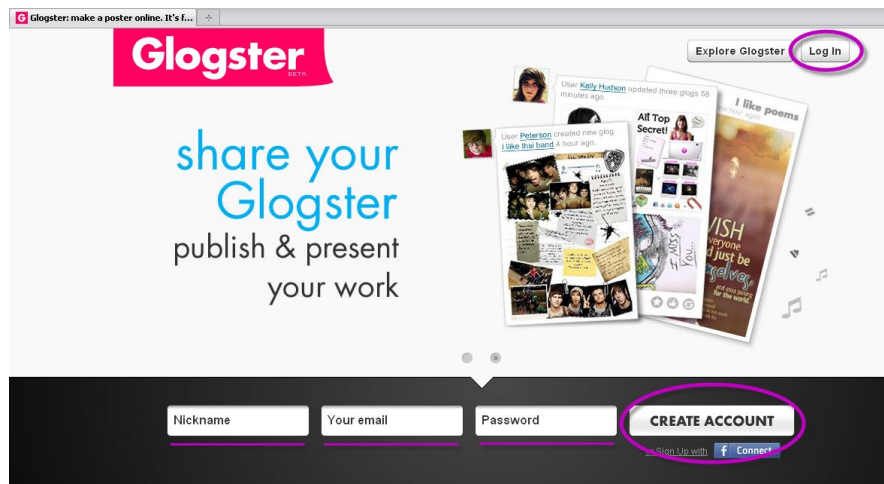


Glogster Instructions

Step 1

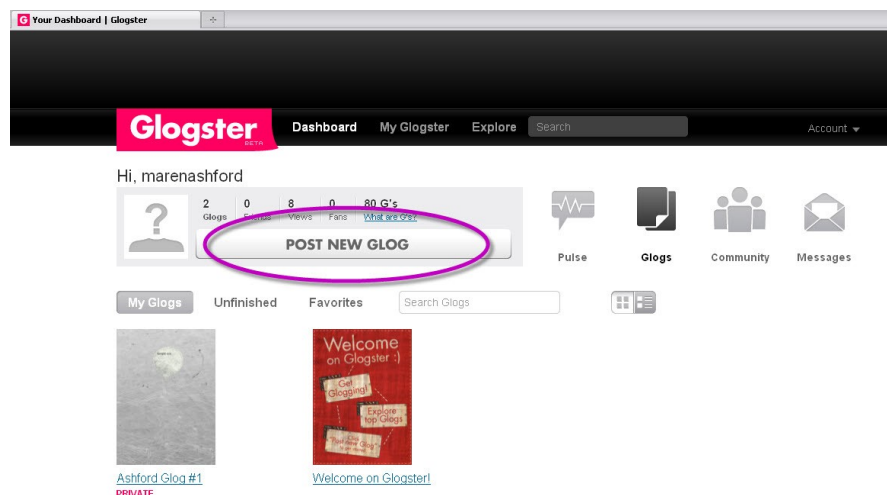
Access the [Glogster](http://www.glogster.com) website at <http://www.glogster.com>

Enter the required information (Username, Email, Password) and click the “Create Account” button. If you already have an account with Glogster, use the “Log In” button.



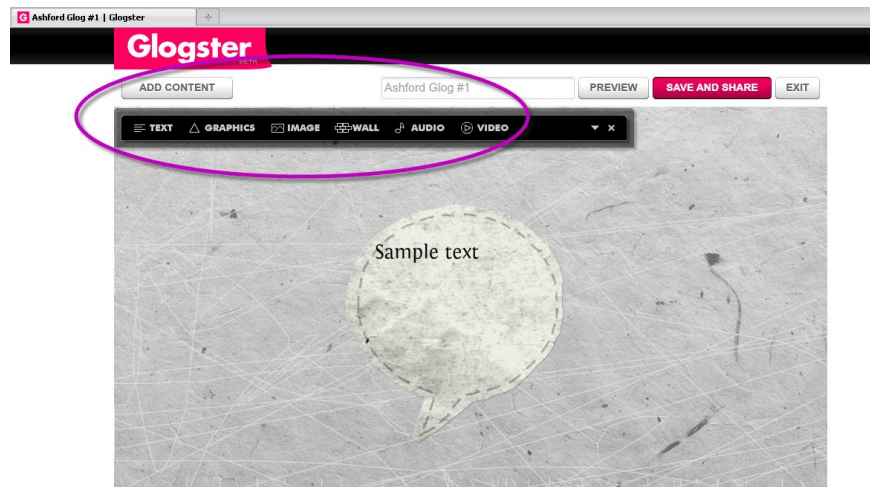
Step 2

Click “Post New Glog”



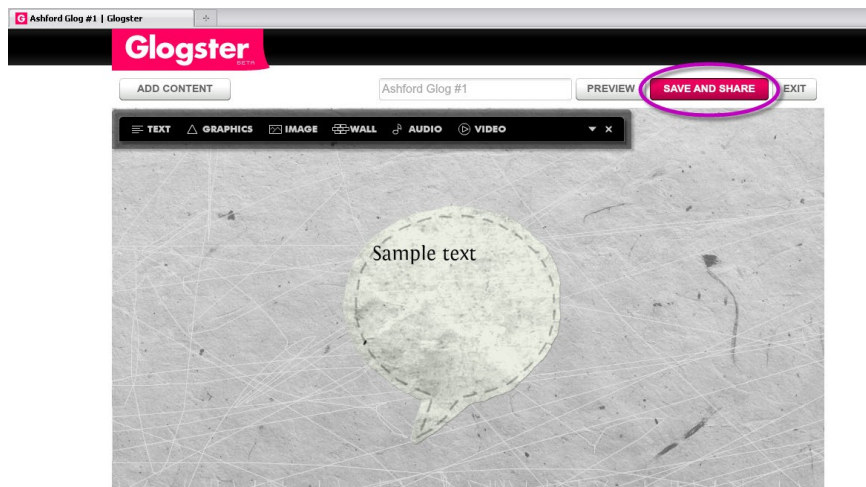
Step 3

Use the “Add Content” features (Text, Graphics, Image, Wall, etc...) to design your Glog.



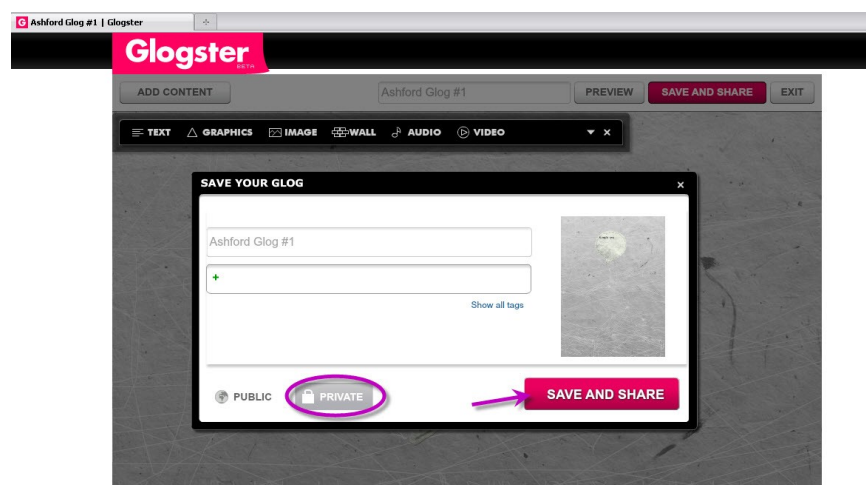
Step 4

Click “Save and Share” when complete



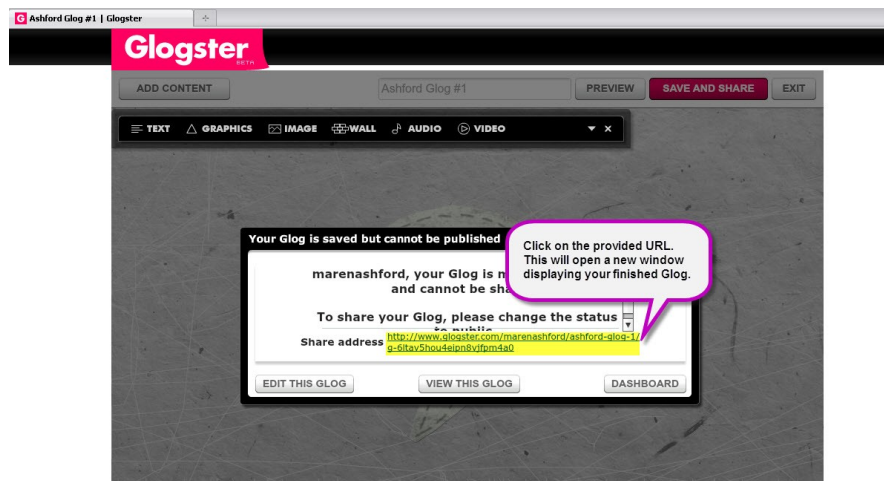
Step 5

Be sure to select “Private” when saving if you don’t want your Glog displayed publically. (You can still share it in the classroom)



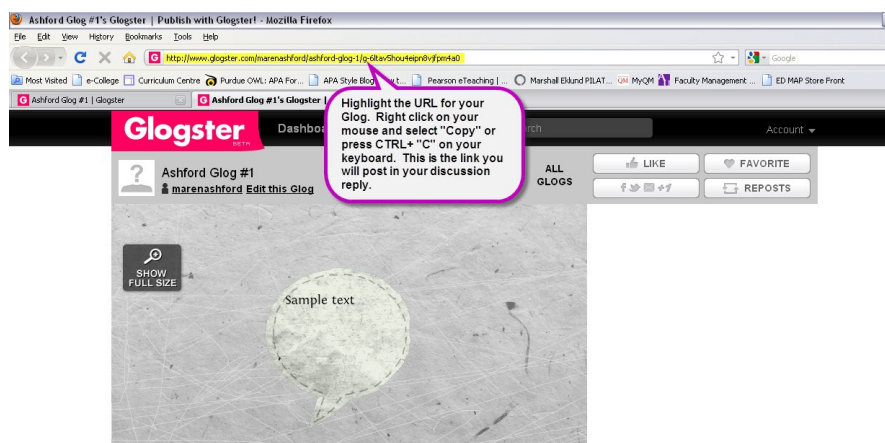
Step 6

Click on the URL provided, a new window or tab will open in your Web browser and it will take you to your Glog.



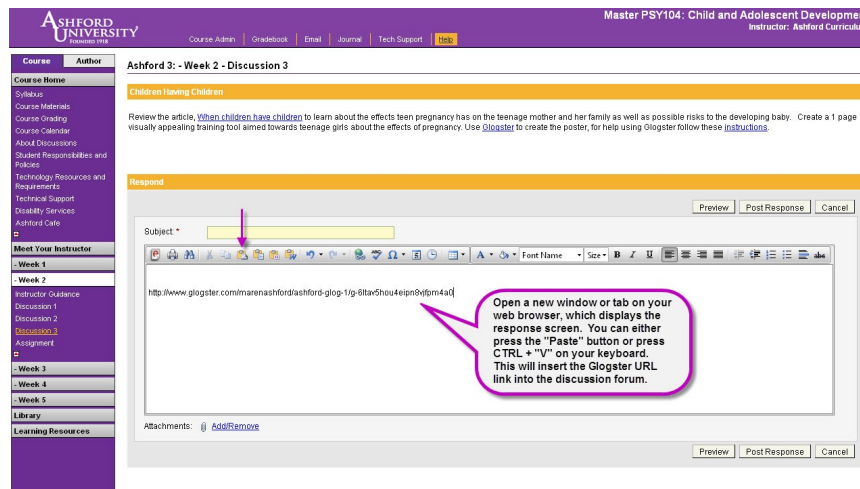
Step 7

Copy the URL (web address) provided by highlighting it and either right-clicking with your mouse and selecting "Copy" or by pressing CTRL + "C" on your keyboard.



Step 8

In your classroom, open the discussion forum and click into the reply section. Press either the “Paste” button (the clipboard icon with a sheet of paper) or press CTRL + “V” on your keyboard to paste the Glogster URL link into the post. Complete your post as requested and submit your response.



Tips

- Images can be found online through many different sources. Be sure any images you use are not copyrighted.
- For more information, check out the following websites:

[CatsWhoCode](http://www.catswhocode.com/blog/50-sites-to-find-free-stock-images)

<http://www.catswhocode.com/blog/50-sites-to-find-free-stock-images>

[Creative Commons images](http://www.flickr.com/creativecommons/)

<http://www.flickr.com/creativecommons/>

[Citing Creative Commons work](http://www.squidoo.com/cc-flickr#module12311035)

<http://www.squidoo.com/cc-flickr#module12311035>

Still have questions?

Visit [What is Glogster?](http://www.glogster.com/what-is-glogster) (<http://www.glogster.com/what-is-glogster>) or [Glogster FAQ](http://www.glogster.com/faq) (<http://www.glogster.com/faq>)

Please Note: If the Glogster website is down or if for accessibility or accomdation reasons you cannot access or utilize the website, you have the option of submitting the content of your work directly into the Discussion Forum. Additionally, please include the content from your Glog in the Discussion Forum (as text), when available, so that students who are unable to access or utilize Glogster can view the information.